


COIN SCALE

--HCR


USER OPERATIONAL MANUAL

-HCR_NAM_01

Note:

1. Please make sure the environment is flat and without wind and vibration when using this scale.
2. The user can adjust the feet according to the level bubble to make the scale be level.
3. Please turn on this scale for 15 minutes before using it.
4. When the display shows , please recharge as soon as possible. The charge indicator will show red when out of battery and will show green when fully charged. (Please recharge 8 hours at one time)

Display and Keypad



Denomination Display




*Coin value mode : This display shows Denomination, such like “0.50/50c “ or “10/10\$”.

*Piece mode: This display shows ” PCS “.

▲▲ : When the scale weight is stable, the indicator “▼” will show above “▲▲”.

→0← : When the scale is at zero point, the indicator “▼” will show above “→0←”.

NET : When the container’s weight has been deducted by press  key, the indicator “▼” will show above “**NET**”.

S.A : When the indicator ”▼” is above “S.A.”, the coin is of New South Africa.

NAM: When the indicator ”▼” is above “NAM”, the coin is of Namibia.

Value Display



*Coin value mode : This display shows the values of coins.


*Piece mode: This display shows the quantity of coins.


M⁺: When the indicator "▼" is above "M⁺", there is accumulative value or quantity in the memory of scale.


Keypad


 : Denominations of New South Africa.


 : Denominations of Namibia.

 : Clearing the accumulative value or quantity in "MR" mode.




 : Switching "Coin value mode" and "Piece mode".

 : Adding up the values and quantities of coins.


 : Showing the accumulative value or quantity.

 : Tare (deducting the weight of container) and Zero (making scale be at zero point).

Weighing coins with a container

- ①. Turn on the scale.
- ②. Press the denomination key to be weighed.
- ③. Put on the empty container on the pan.
- ④. Press  key.
- ⑤. Put coins into the container and the Value Display will show the values of those coins.
- ⑥. If the user put on the container, press  key and then remove the container from the pan, the Value Display will show “-Lo-“. To clear “-Lo-“, just press  key again, the scale is ready to weigh coins.

Weighing coins without a container

- ①. Turn on the scale.
- ②. Press the denomination key to be weighed.
- ③. Press  key.
- ④. Put coins on the pan and the Value Display will show the values of those coins.